

Light is OSRAM

EM FIT 60 / 220 – 240 / 350 D CS L

Constant Current LED Power Supply

200mA - 250mA - 300mA- 350mA

ICUTRONIC LED Power Supply is the reliable choice for linear and area fixtures for office - industrial - shop lighting

Benefits

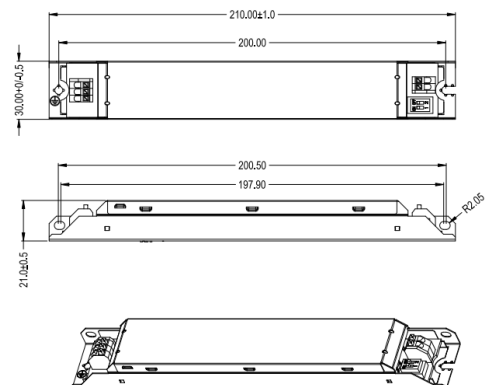
- Flexible with 1 driver offers 4 output currents;
- High quality light with very low ripple;
- Very high efficiency up to 91%
- Enable slim fixture design with flat 21mm height metal housing
- Long lasting and high reliability

Applications

- Linear and area lighting
- Office – industrial - shop

Approbations & Certifications

CE, ENEC, CCC, RCM, UKCA, TISI, EAC
In preparation, if not already printed on the label



Product Features

- Output current: 200/250/300/350mA
- Low THD < 20% @ full load
- Output power : 18W – 61.25W
- Input voltage: 220 – 240V_{AC}
- Ambient temp range ta : -20 to +50°C
- Wide output voltage range
- Low ripple < 10%
- Very high efficiency up to 91%
- Fixed output (no dimming)
- 3 years guarantee

	Item	Value	Unit	Remarks
INPUT	Nominal voltage	220 – 240	V	
	Nominal frequency	50 / 60	Hz	
	AC voltage range	198 – 264	V	
	DC voltage range	NA	V	
	Maximum voltage	300	V _{ac}	2 h maximum, unit might not operate in this abnormal condition
	Nominal current	390	mA	230V, Refer to Table 1 for details
	Total Harmonic Distortion (THD)	< 20	%	Full load
	Power factor	≥ 0.95		Full load, 220 – 240 V, 50 Hz / see graphs
	Efficiency	91	%	Full load, 220 – 240 V, 50 Hz / see graphs
	Power loss	6	W	At 230V, Refer to Table 1 for details
	Protection class	I		Suitable for class I/II luminaire
	Inrush current	40	A	$t_{width} = 170 \mu s$ typical (measured at 50% I _{peak})
	Max. units per circuit breaker	B25:33 B16:21 B10:13 C25:49 C16:31 C10:20		
OUTPUT	Nominal voltage range	90-175	V	@ 200/250/300/350mA output current, Refer to Table 1 for details
	Maximum voltage	< 250	V _{dc}	w/ Open Circuit
	Nominal current range	200/250 300/350	mA	
	Current accuracy	+/- 7.5	%	
	Current ripple 100Hz	< 10	%	
	Nominal power range	18-61.25	W	Partial Load. Refer to Table 1 for details
	Maximum power	61.25	W	
	Galvanic isolation	Non-isolated		
Dimming	Dimming control	No		
	Dimming method	NA		
	Dimming range	NA	%	
	Dimming Standard	NA		
	Galvanic isolation	NA		
ENVIRONMENT	Ambient temperature range t_a	-20 ...+50	°C	
	Maximum case temperature t_c	75	°C	Measured on t_c point indicated of the product label
	Max. case temp. in fault condition	110	°C	
	Storage temperature range	-40...+85	°C	
	Relative humidity	5 ... 95	%	Not condensing
	Surge transient protection	1 2	kV	L/N LN/PE acc to. EN 61547 Clause 5.7
	Environmental rating	Indoor		
	IP rating	IP 20		
	Mains switching cycles	> 100'000		
Expected lifetime	35'000 50'000	h	$t_{cmax} = 75^{\circ}C$, 10% failure rate $t_{cmax} = 65^{\circ}C$, 10% failure rate	

Protections

Over temperature

Automatic, reversible

Overload

Automatic, reversible

Short-circuit

Automatic, reversible

No load, Yes

Input overvoltage

Maximum allowed input voltage 300V AC/ 2hr

Output overvoltage

Yes, Limitation of Output voltage < 250Vrms




Output under voltage

NA

Wiring Diagram

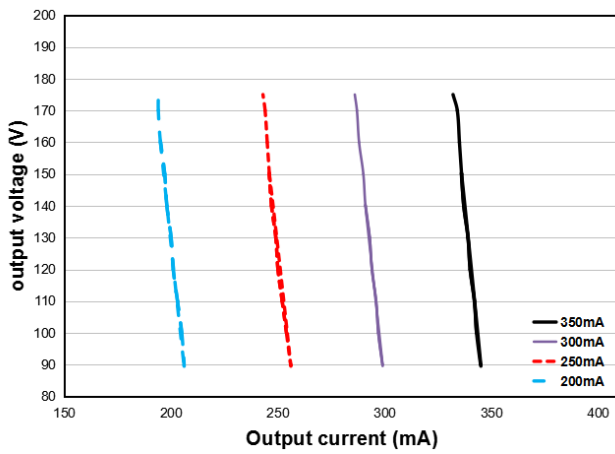
Terminal:	Push in terminals
Max. cable length :	2 m
Geometry (l x b x h):	210 x 30 x 21 mm
Weight:	120g

Wire preparation:

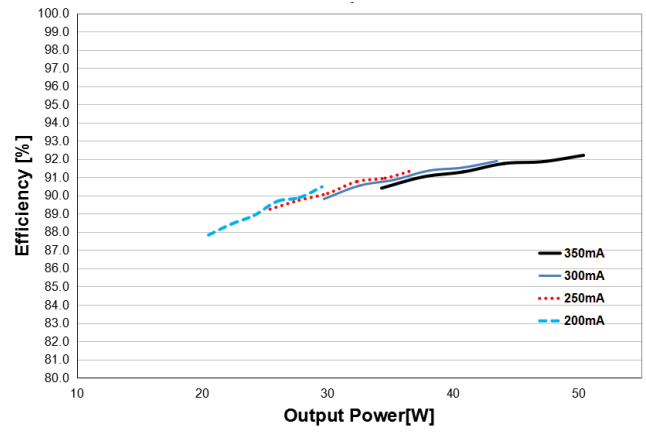
Push in
s:0.5-1.5 
f:0.75-1.5 

7-8 mm

Hot plug-in or secondary switching of LEDs is not permitted and may cause a very high current to the LEDs. Indication that the lamp controlgear relies upon the luminaire enclosure for protection against accidental contact with live part

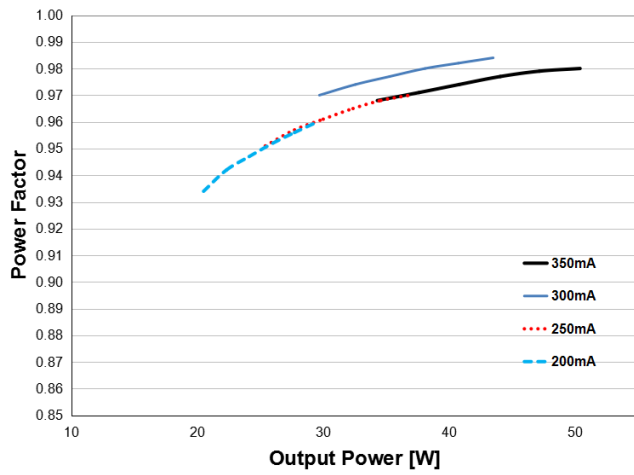
Typical Operating window



Typical Efficiency vs load



Typical Power factor vs load



Typical THD vs load

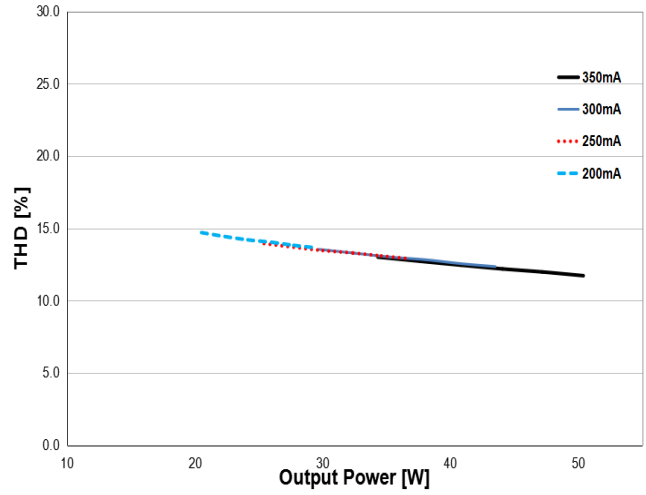


Table 1 - Rated output power and current sets				
I_{out} [mA]	200	250	300	350
U_{min} [V]	90	90	90	90
U_{max} [V]	175	175	175	175
P_{min} [W]	18	22.5	27	31.5
P_{max} [W]	35	43.8	52.5	61.25
T_a [°C]	50	50	50	50
T_c [°C]	71	72	73	75
Line Current, nominal@230V	240	290	340	390
Max Power Loss@230V [W]	4.3	4.9	5.2	6.0
Input Power @230V [W]	39.3	48.6	56.2	67.3

PIN1	PIN2	I_{rated}[mA]
OFF	OFF	200
OFF	ON	250
ON	OFF	300
ON	ON	350

Current selection by DIP-switch

Standards

Safety: IEC 61347-1, IEC 61347-2-13

Performance: IEC 62384

Harmonic content: IEC 61000-3-2

Immunity: IEC 61000-4-5

IEC 61547

Product name	EAN10	EAN40	Pieces / box
EM FIT 60 / 220 – 240 / 350 D CS L	4062172219938	4062172219945	20

Head Office:

Marcel-Breuer-Strasse 6
80807 Munich, Germany
Phone +49 89 6213-0
www.osram.com



Version: Final – May 2021